

T482

RECTANGULAR TUBE PLUG



Materials:

Rectangular plug with rectangular lamellar insert in Polyethylene (LDPE).

Surface finish:

Satin.

Colour:

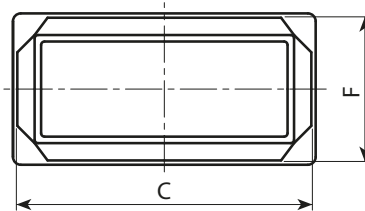
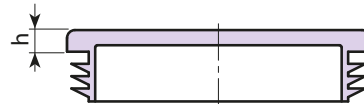
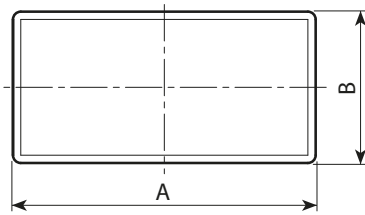
Black (RAL 9011).

Fixing method:

Push-fit.

Special requests:

- None.



Stock availability as % (🛒)
90% (●) - 40% (●) - 5% (●)

🛒	art.	AxB	H	h	CxF thickness of the tube (min - max)	g
●	T482.D20X1001	20x10	14	3	0,8-2	1
●	T482.D20X1501	20x15	17	5	1-2	2
●	T482.D25X1001	25x10	15	3	0,8-2	1.5
●	T482.D25X1501	25x15	17	3	1-2,5	2.5
●	T482.D25X2001	25x20	15	3	1-3	3
●	T482.D30X1001	30x10	17	5	1-2	2
●	T482.D30X1501	30x15	17	5	1-2,5	3
●	T482.D30X2001	30x20	17	5	1-3	3.5
●	T482.D35X1001	35x10	17	5	1-2	3
●	T482.D35X2001	35x20	17	5	1-2,5	4
●	T482.D35X2501	35x25	17	5	1-3	5
●	T482.D35X3001	35x30	17	5	1-1,5	6
●	T482.D40X1501	40x15	17	5	1-1,5	3.5
●	T482.D40X2001	40x20	17	5	1-2,5	4.5
●	T482.D40X2501	40x25	17	5	1-3	5
●	T482.D40X3001	40x30	17	5	1-3	7
●	T482.D40X3501	40x35	17	5	1-3	7
●	T482.D45X1501	45x15	17	5	1,5-2	3.5
●	T482.D45X2001	45x20	17	5	1-3	5
●	T482.D45X2501	45x25	17	5	1-3	5.5
●	T482.D45X3001	45x30	17	5	1-2,5	6
●	T482.D45X3501	45x35	17	5	1-3,5	6
●	T482.D50X2001	50x20	20	5	1-3	6
●	T482.D50X2501	50x25	20	5	1-3	6.5
●	T482.D50X3001	50x30	20	5	1-3	7.5
●	T482.D50X3501	50x35	20	5	1-3,5	11
●	T482.D50X4001	50x40	18	5	1,5-2,5	11

🛒	art.	AxB	H	h	CxF thickness of the tube (min - max)	g
●	T482.D55X4001	55x40	20	5	1,5-4	11.5
●	T482.D60X2001	60x20	20	5	1-3	7.5
●	T482.D60X2501	60x25	20	5	1-2,5	8
●	T482.D60X3001	60x30	20	5	1-2,5	9.5
●	T482.D60X3501	60x35	20	5	1,5-3,5	12
●	T482.D60X4001	60x40	20	5	1-3	11.5
●	T482.D60X4501	60x45	20	5	1,5-4	14
●	T482.D60X5001	60x50	20	5	1,5-3,5	14
●	T482.D70X2001	70x20	24	5	1-2	12.5
●	T482.D70X2501	70x25	24	5	1,5-2,5	12.5
●	T482.D70X3001	70x30	24	5	1-2	14.5
●	T482.D70X3501	70x35	24	5	1,5-3,5	15
●	T482.D70X4001	70x40	24	5	1,5-2,5	17
●	T482.D80X2001	80x20	23	5	1,5-2	14
●	T482.D80X3001	80x30	23	5	1-2,5	12.5
●	T482.D80X4001	80x40	23	5	1-3	16
●	T482.D80X5001	80x50	23	5	2-4	22
●	T482.D80X6001	80x60	29	5	1,5-3,5	27
●	T482.D90X2001	90x20	20	5	1-2,5	12.5
●	T482.D90X4001	90x40	20	5	2-4	13.5
●	T482.D90X5001	90x50	28	6	2-4,5	17.5
●	T482.D90X7001	90x70	28	6	3-5,5	18.5
●	T482.D100X3001	100x30	20	5	1,5-3,5	17
●	T482.D100X4001	100x40	20	5	1,5-4	20.5
●	T482.D100X5001	100x50	20	5	1,5-4,5	30
●	T482.D100X6001	100x60	20	5	1,5-4,5	35
●	T482.D100X8001	100x80	20	5	3-5,5	42