

K960

KNURLED CONTROL KNOB FOR INDICATOR K650-50



Materials:

Reinforced polyamide. Resistant to oils and greases.

Surface finish:

Satin.

Colour:

Black (RAL 9011).

Mountable indicator:

Gravity position indicator type K650050. The indicator can be only used in a vertical position (horizontal machine axis). The indicator must be purchased separately. For further information see article K650 [page 362 363].

Insert:

Galvanised steel insert with smooth through bore (tolerance H10).

Fixing method:

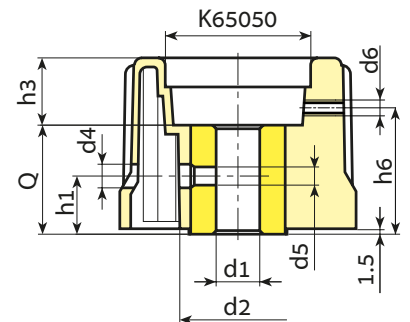
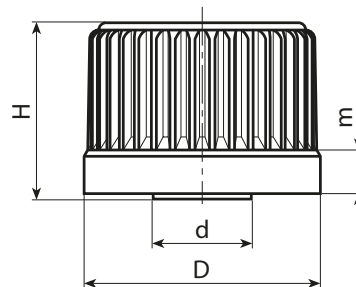
The knob is fixed to the shaft by means of the threaded radial hole (d4) (grub screw not supplied).

Indicator fixing method:

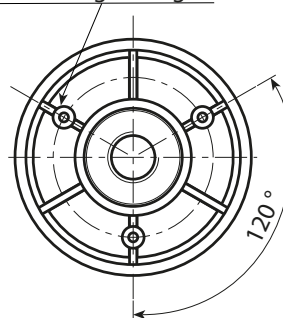
Fix the indicator with a threaded grub screw M4 (not supplied) to be inserted in the hole d6.

Special Requests:

- Upon request and for a minimum of 50 pieces inserts can be supplied with hole d1 with tolerance H7 and black oxide treated finish. Add letters ZB to the standard code. Example: K961078.TD0801ZB.
- Upon request and for special quantities inserts can be supplied with custom hole diameter d1.
- Upon request and for special quantities inserts can be supplied in different materials.
- Upon request the control knob can be supplied with a grey ring. The code for this product is: K96178.TD080116.



Hole for flange fixing



Stock availability as % (🛒)
90% (●) - 40% (●) - 5% (●)

art.	D	H	m	d	d2	d4	d5	d6	h1	h3	h6	Dm	d1H10	Q	g
● K96078.TD0801	78	56	15	31	36	6.5	M6	M4	18	24	38.5	18	8	32	230

Attention: For a minimum of 50 pieces the diameter d1 can be customised (hole tolerance H10 galvanised and H7 black-oxide treated).
Dm = Maximum obtainable diameter for subsequent machining (widening).