

G745

G746



4-LOBE HANDWHEEL WITH CAP WITH THREADED INSERT, BLIND AND THROUGH

Materials:

Reinforced polyamide. Resistant to oils and greases.

Surface finish:

Satin.

Colour:

Black (RAL 9011).

Central cap:

Grey polyamide (RAL 7035 code 13).

Alternative cap colours:

Orange (RAL 2004 code 02).
 Blue (RAL 5015 code 07).
 Yellow (RAL 1021 code 10).
 Green (RAL 6024 code 17).
 Red (RAL 3000 code 16).
 Black (RAL 9011 code 01).

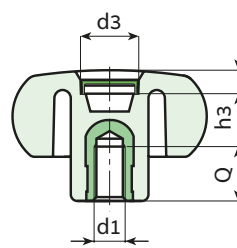
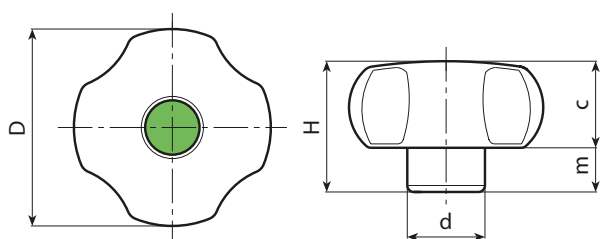
Inserts:

G745: Brass insert with female threaded hole (thread tolerance 6H).

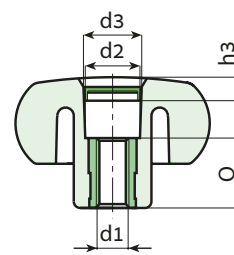
G746: Brass right through threaded bush (tolerance 6H).

Special requests:

- Upon request and for special quantities inserts can be supplied in different materials.
- Upon request and for special quantities available in the colours indicated in the chart on page .



G745



G746

Version G745: with blind insert



Stock availability as % (🛒)
90% (●) - 40% (●) - 5% (●)

🛒	art.	D	H	d	c	m	d3	h3	d1 _{6H}	Q	g
●	G74540.TM0501	40.5	29.5	17	18.5	11	20	7.5	M5	13	18
●	G74540.TM0601	40.5	29.5	17	18.5	11	20	7.5	M6	10	18
●	G74540.TM0801	40.5	29.5	17	18.5	11	20	7.5	M8	14	19
●	G74540.TM1001	40.5	29.5	17	18.5	11	20	7.5	M10	13	23
●	G74540.TM1201	40.5	29.5	17	18.5	11	20	7.5	M12	11	27
●	G74550.TM0601	49	32	20.5	21.5	11	20	7.5	M6	10	32
●	G74550.TM0801	49	32	20.5	21.5	11	20	7.5	M8	14	39
●	G74550.TM1001	49	32	20.5	21.5	11	20	7.5	M10	13	40
●	G74550.TM1201	49	32	20.5	21.5	11	20	7.5	M12	17	44
●	G74560.TM0801	59	40	23	25	15	22	7.5	M8	15	55
●	G74560.TM1001	59	40	23	25	15	22	7.5	M10	14	57
●	G74560.TM1201	59	40	23	25	15	22	7.5	M12	18	62
●	G74560.TM1401	59	40	23	25	15	22	7.5	M14	19	65

Version G746: with through insert

🛒	art.	D	H	d	c	m	d3	h3	d1 _{6H}	Q	g
●	G74640.TM0501	40.5	29.5	17	18.5	11	20	7.5	M5	18	17
●	G74640.TM0601	40.5	29.5	17	18.5	11	20	7.5	M6	18	17
●	G74640.TM0801	40.5	29.5	17	18.5	11	20	7.5	M8	18	18
●	G74640.TM1001	40.5	29.5	17	18.5	11	20	7.5	M10	18	22
●	G74640.TM1201	40.5	29.5	17	18.5	11	20	7.5	M12	18	26
●	G74650.TM0601	49	32	20.5	21.5	11	20	7.5	M6	18	31
●	G74650.TM0801	49	32	20.5	21.5	11	20	7.5	M8	18	38
●	G74650.TM1001	49	32	20.5	21.5	11	20	7.5	M10	18	39
●	G74650.TM1201	49	32	20.5	21.5	11	20	7.5	M12	18	43
●	G74660.TM0801	59	40	23	25	15	22	7.5	M8	18	54
●	G74660.TM1001	59	40	23	25	15	22	7.5	M10	18	56
●	G74660.TM1201	59	40	23	25	15	22	7.5	M12	18	61
●	G74660.TM1401	59	40	23	25	15	22	7.5	M14	18	64

